

NXTThing Perspectives and Insights on the 2024 Labor Markets



Click here to be Entered to win a FREE Single Job Sourcing Package!



#SHRMTalent

Context

- Past three years have been the most complex and rapidly changing labor markets in our history
- Labor Market Demographics are expected to continue to evolve with several key factors impacting the changes
 - Labor Market Participation Rates
 - Flexible Work Arrangements
 - Skills gap
 - Rapid Technological Advances
- Unemployment Rates are still at record lows
- Open jobs still above 9MM (pre-Covid highs of 6-6.5MM)
- Pressure persists in front-line hiring with far more jobs (demand) than candidates (supply)

Global Talent Shortages Since 2014

Percentage of Organizations Struggling to Find Skilled Talent (2014 – 2024)



Note: The annual Talent Shortage Survey was not conducted in 2017 and 2020.

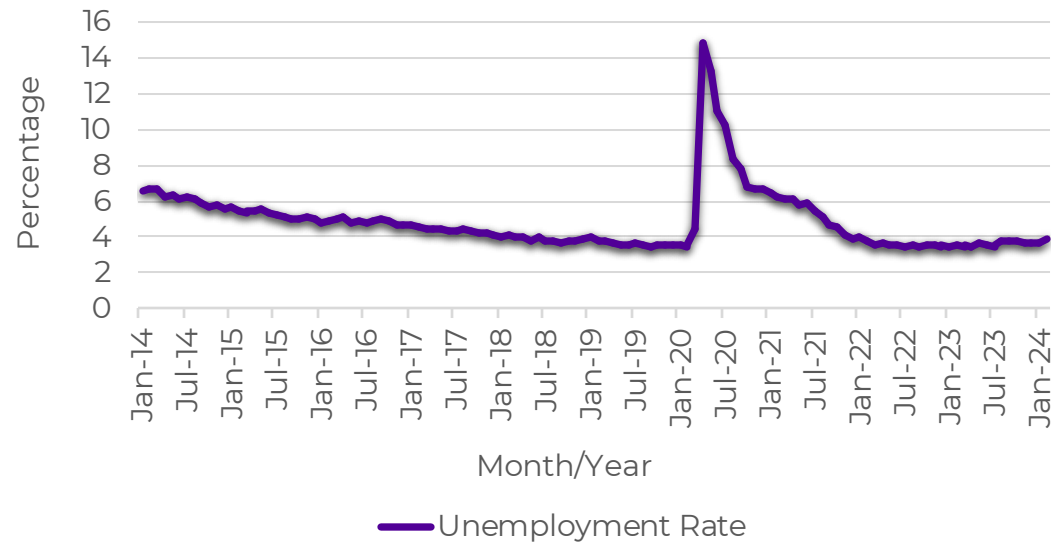
#SHRMTalent

SOURCE: MANPOWER GROUP



Unemployment Rates

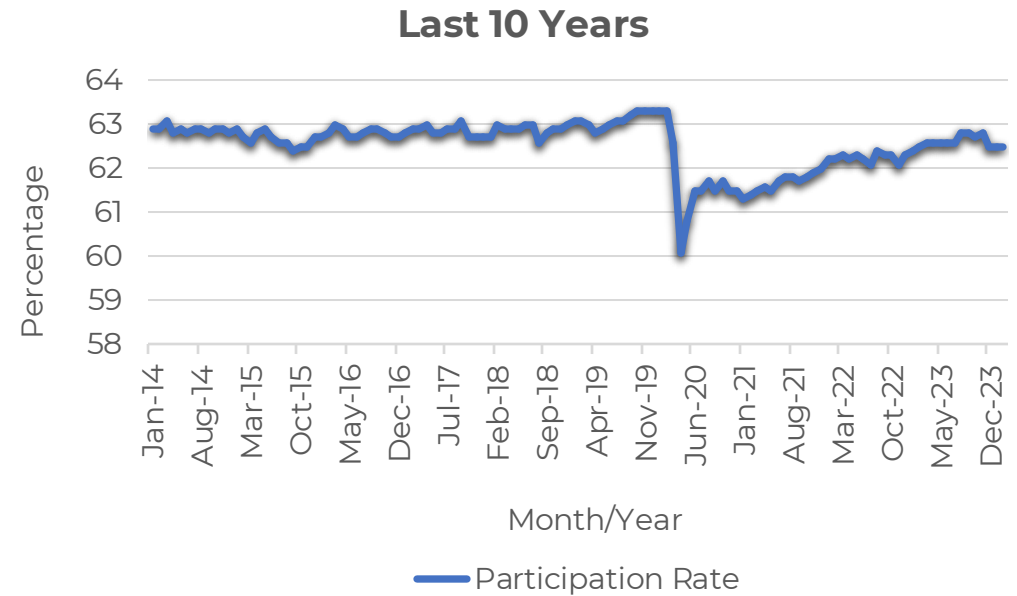
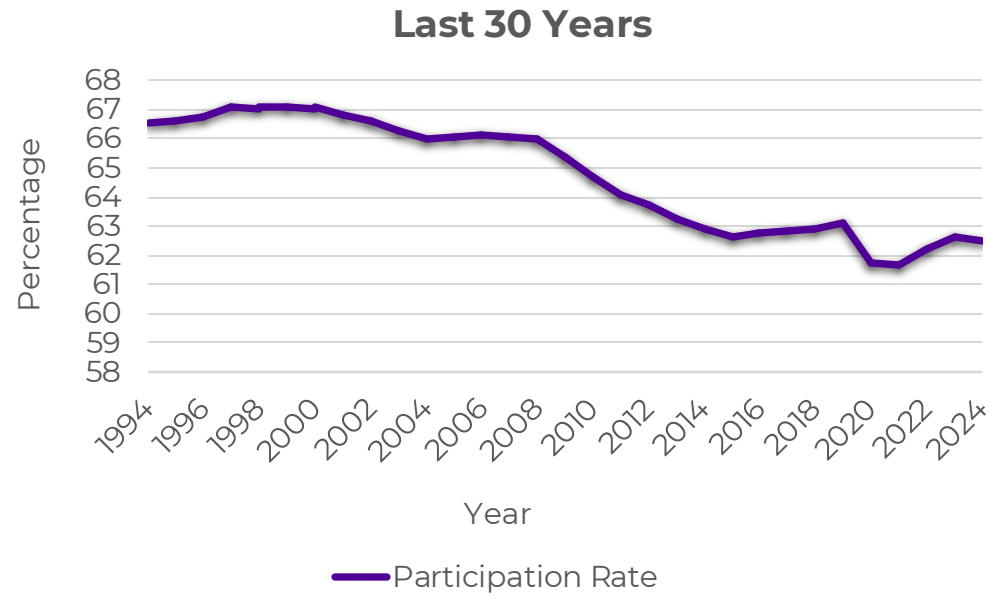
Last 10 Years



Last 36 Months



Labor Force Participation Rates

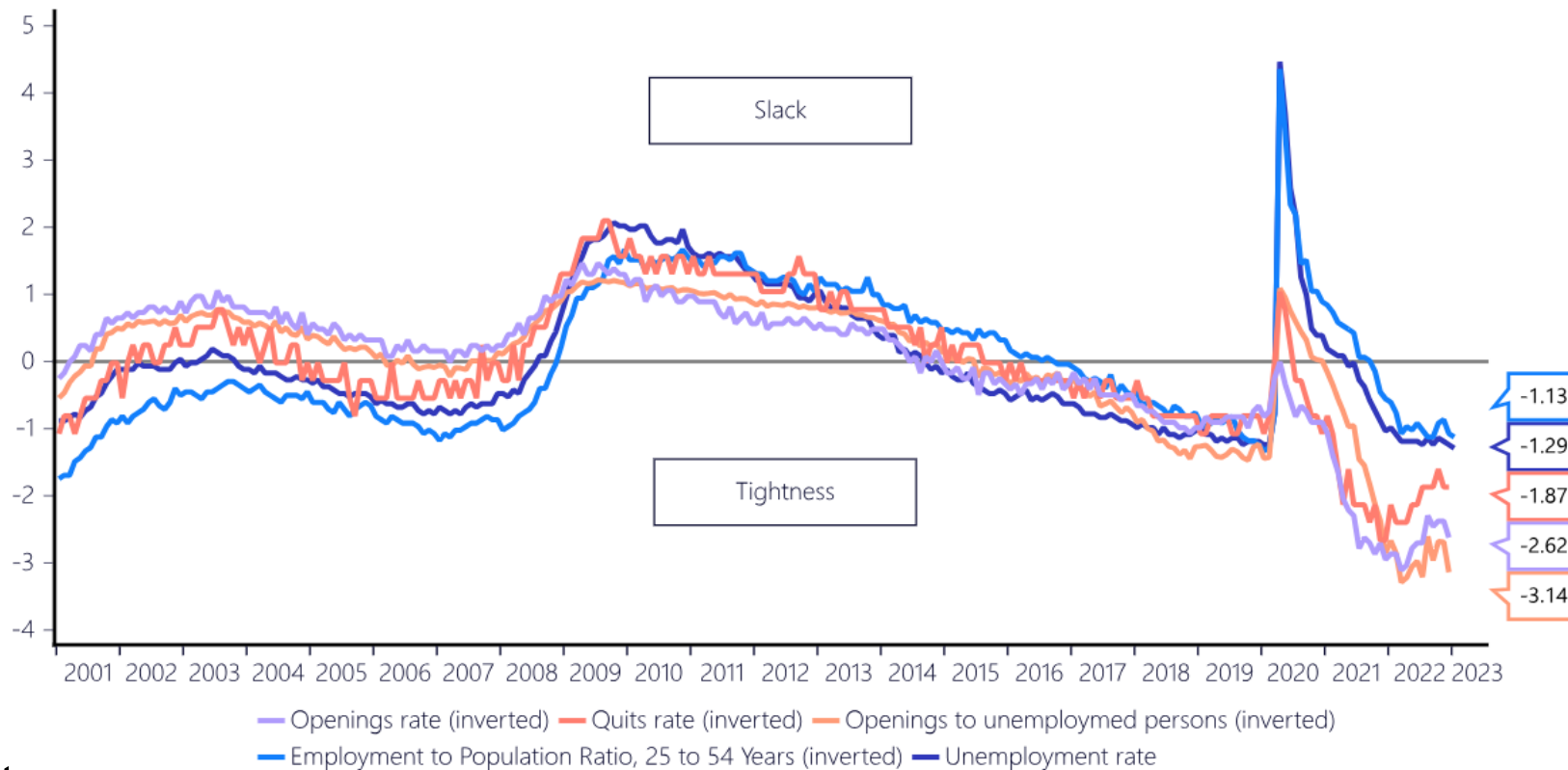


Labor Market Dynamics

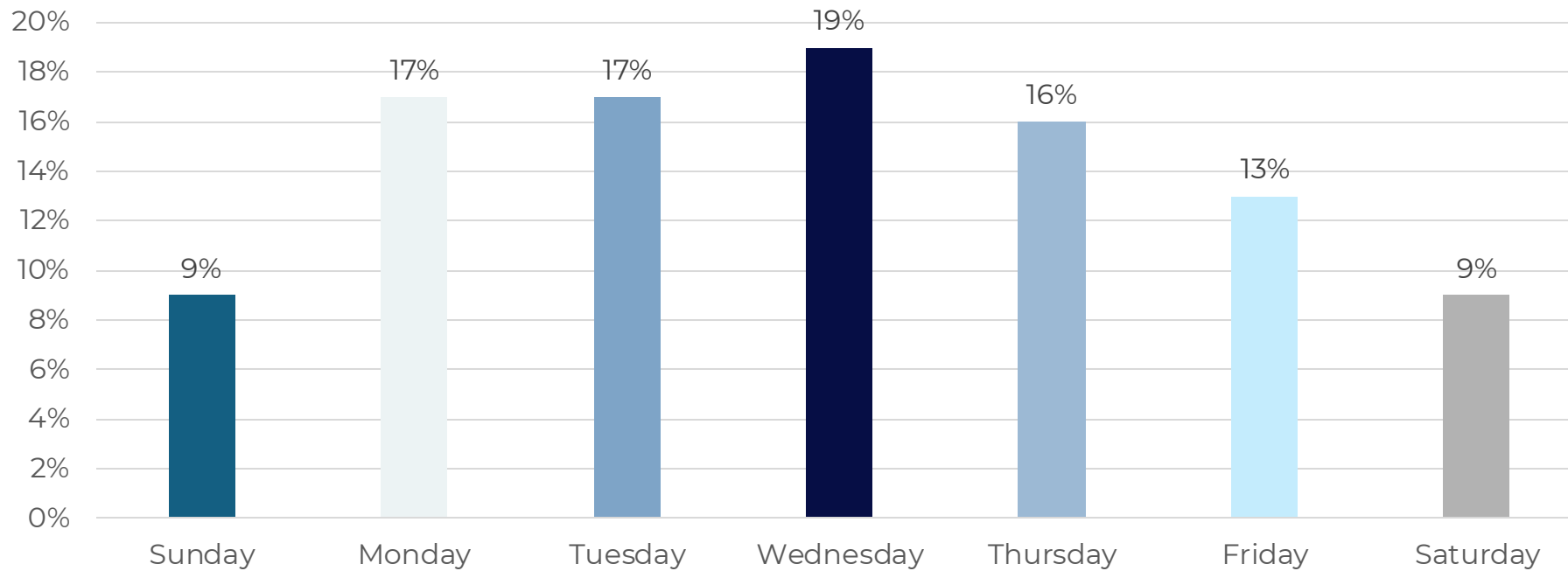
- 60+% of all applies are now on Mobile Devices
- Labor markets are still considered “tight” (not enough candidates) by most standardized measures
- Demand softened for workers slightly in 2023, creating a false sense of security in “candidate market” thinking
- US Labor Demand still outstrips labor by 2.5MM (BLS, Jan 2024)
- Wage Growth has cooled significantly from the highs in 2021/2022

Is the U.S. Labor Market Slack or Tight

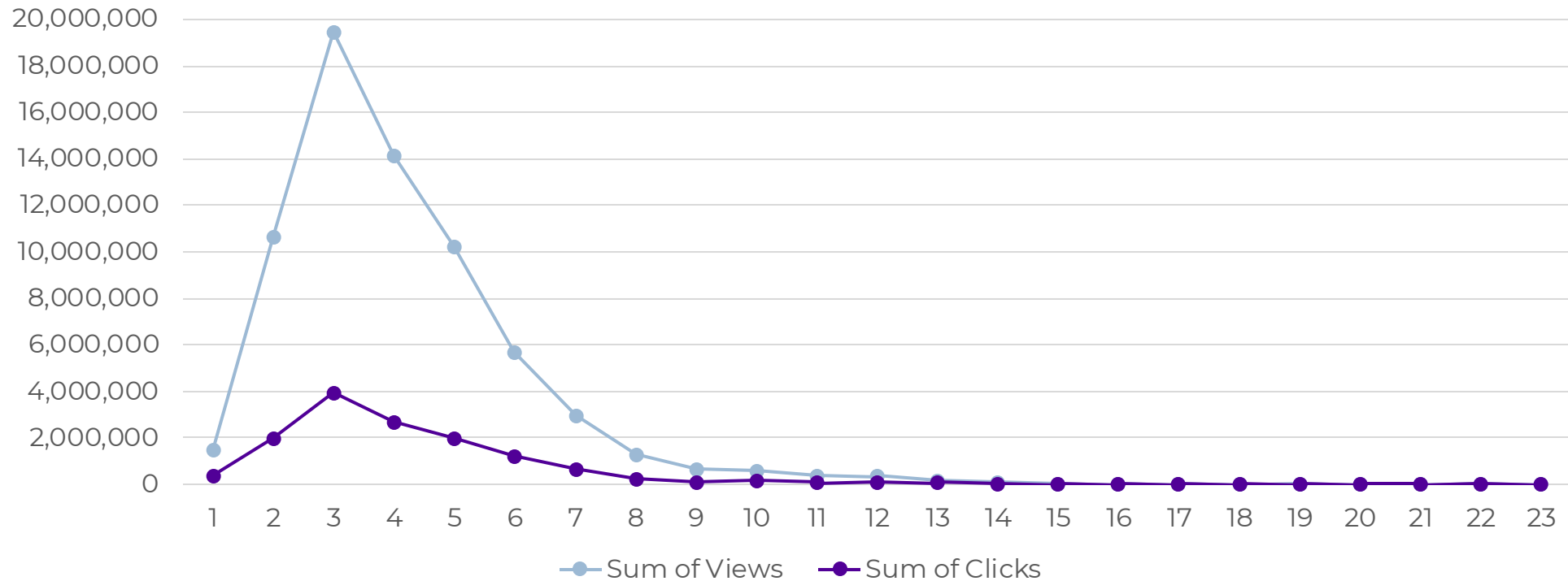
All indicators are standardized (Z-scores); unemployment rate is only indicator not inverted



Share of Applies by Day of Week



Job Title Word Count Impact Clicks

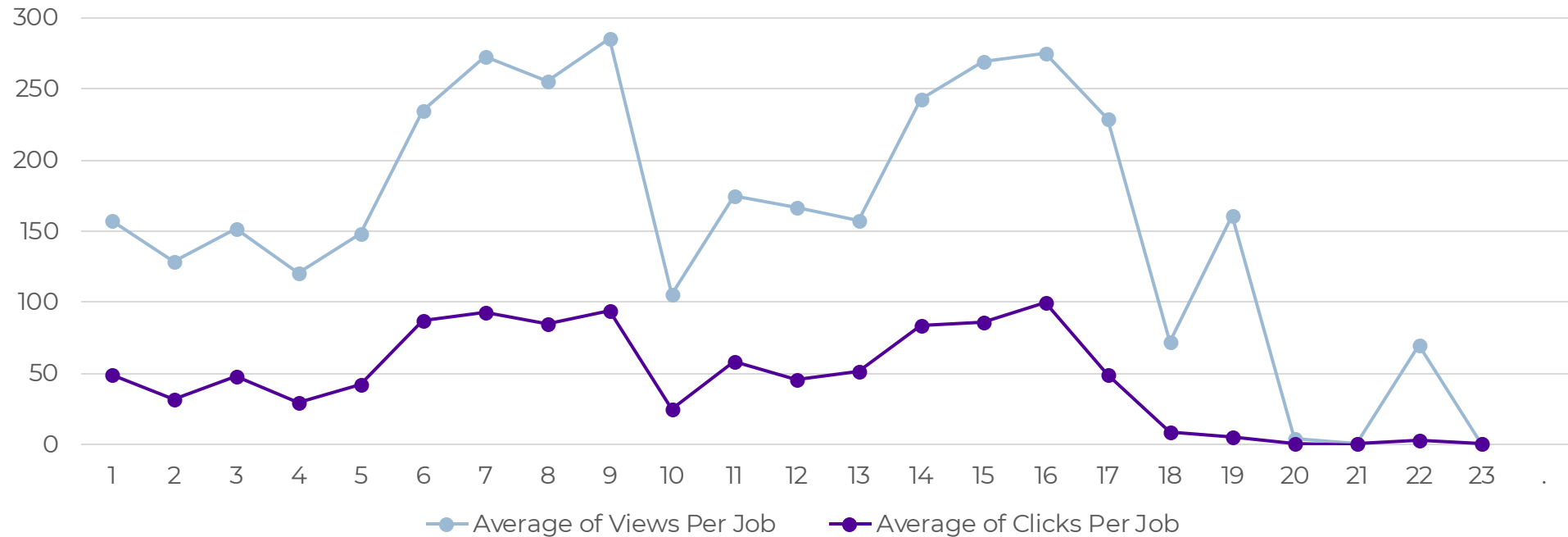


#SHRMTalent

SOURCE: TALENTEGY



Job Title Word Count Impact Clicks



NXTThing Perspectives

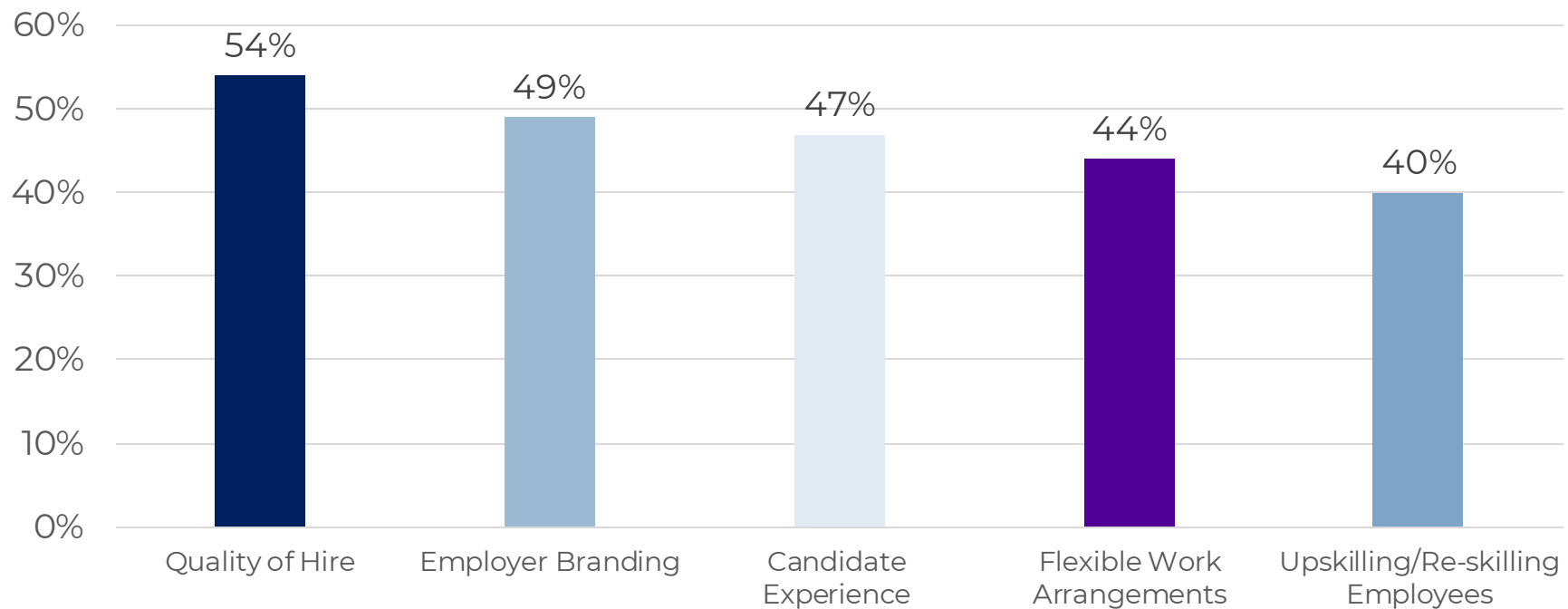
- Anticipate continued to increasing pressure in front-line hiring (Retail, Hospitality, Distribution, Manufacturing)
- Expect quarter over quarter growth of professional/exempt hiring in most industries
- Increased expectations of in-office participation, both hybrid and full
- A compelling offer, an efficient process and flexibility in process will yield greater results
- Attrition has stabilized materially in the past 24 months, but companies should be on high alert for increasing attrition rates. A tighter Labor Market for employers is expected, requiring companies to be aware of the shifting dynamics

AI in Recruiting

- Claims that recruiters will be replaced by AI are not factual. The value that a recruiter brings to the hiring manager and the candidate cannot be automated
- Certain parts of the Recruitment Process will benefit greatly from AI
 - Sourcing
 - Market Assessment
 - Skills Matching
 - Administrative Functions (Scheduling, On-boarding, etc.)
 - Analytics

Future of Recruiting

- According to LinkedIn research, these are the topics that will impact recruiting in the next 5 years:

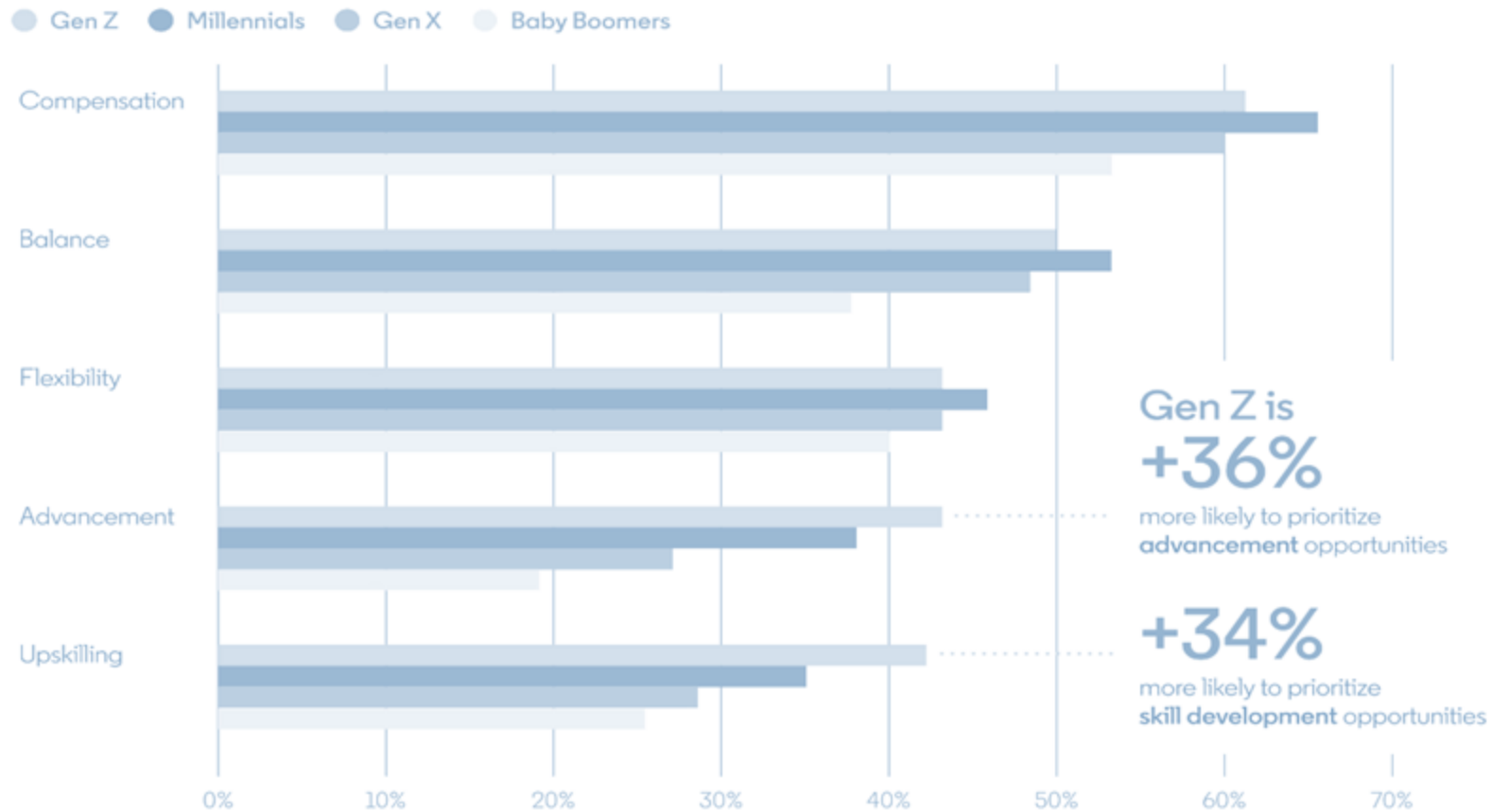


The Elusive Holy Grail of Recruiting: Quality of Hire

Organizations are becoming more committed to measuring quality of hire. Here are some of the areas that some companies are considering:

- First Year Evaluation Scores
- First Year Turnover Rates
- Productivity Measures (sales rank, customer satisfaction scores, etc.)
- Team Value/Culture Fit

EVP by Generation



#SHRMTalent

SOURCE: LINKEDIN



Key Factors that Influence a Candidate's Decision and Ways to Measure



Click Here to
Schedule a Demo



#SHRMTalent

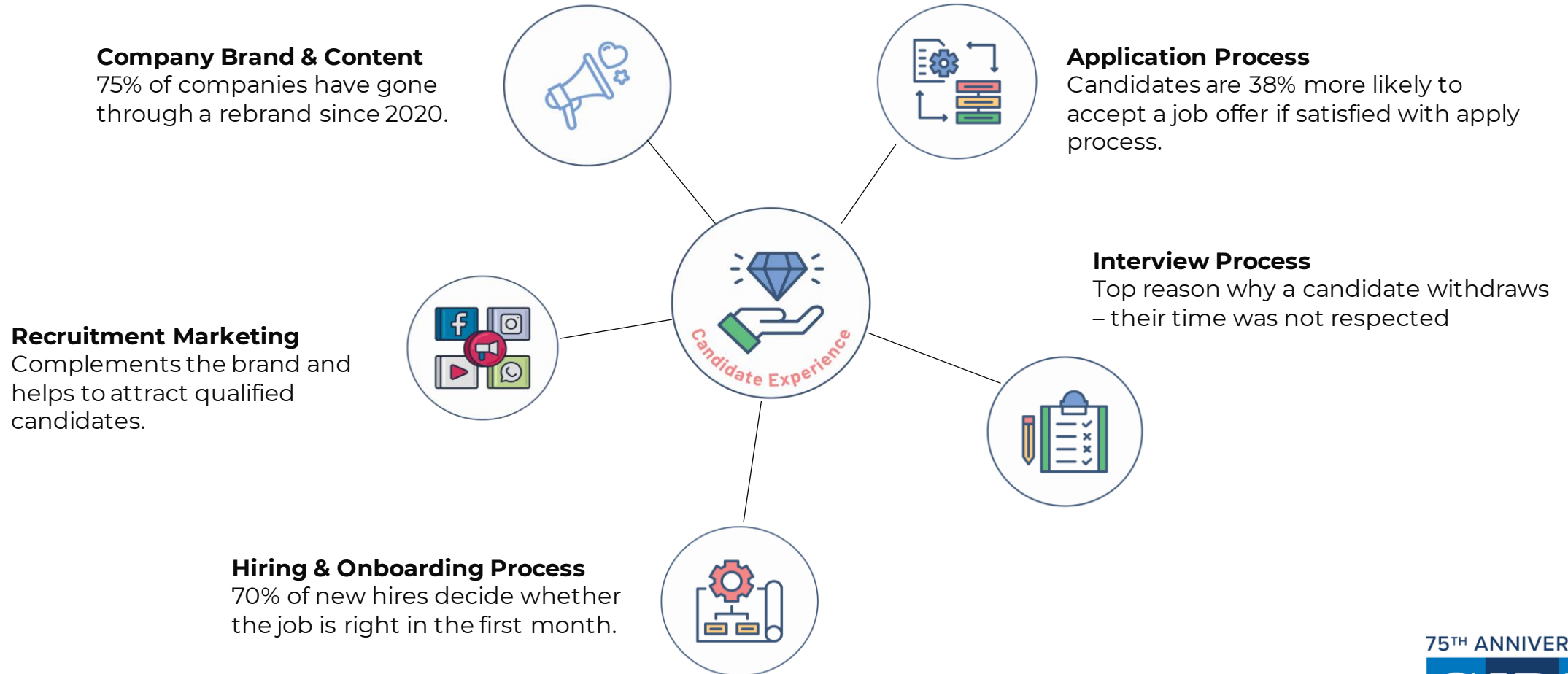
“

The key is to set realistic candidate expectations, and then not to just meet them, but to exceed them—preferably in unexpected and helpful ways.

Richard Branson

”

Five Factors of Influence and Measurement



Factor One: Recruitment Marketing

#SHRMTalent

75TH ANNIVERSARY
SRM[®]

Recruitment Marketing

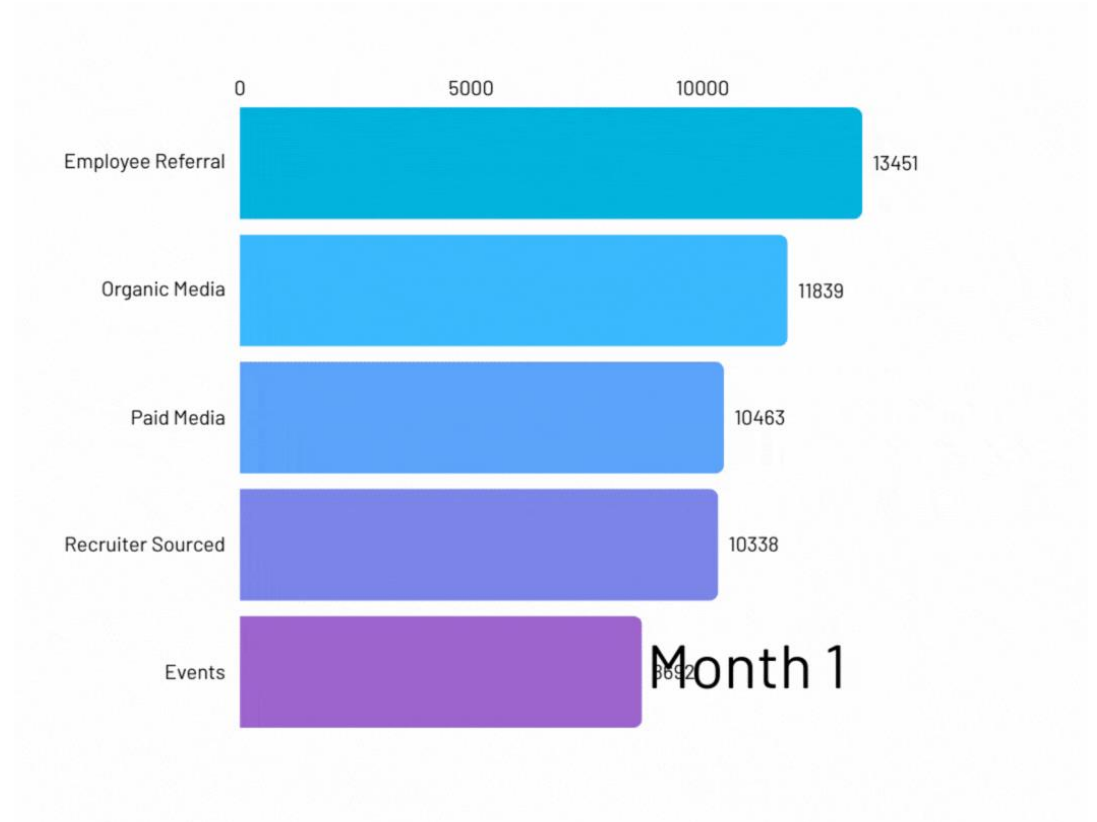
Metrics: Top Sources by KPIs

- Visits
- Applies
- Quality
- Hire

What is being measured?

Effective sources that drive candidates to your site.

#SHRMTalent



What is your top source of candidates?



Go to
pigeonhole.at

Enter passcode

NXTSHRM

#SHRMTalent

SESSION

What is your top source of candidates?

 Start Presenting to display the session

Recruitment Marketing

Metrics: Number of visits and sources to apply.

What is being measured? Insights into the sources and campaigns that attributed to an eventual apply.

Avg of **3** visits

before applying to a job


Job Title	Total Visits	Apply Visit	Visit 1	Visit 2	Visit 3	Visit 4
Account Manager	4	2	Text Campaign	Indeed	LinkedIn	Google
Engineer	2	1	Google	Email Campaign		
Sales Manager	3	3	Employee Referral	Email Campaign	LinkedIn	
Intern	1	1	Event			

#SHRMTalent

Recruitment Marketing

Change Impact:

Healthcare company that spends \$1M+/year in media **reallocated** over \$360/year on **higher performing** media to yield more **qualified candidates**.



Factor Two: Brand & Content

#SHRMTalent

Brand & Content

Metrics:

- Visitors (Unique vs Returning)
- Average Visits before Apply
- Time on Site
- Bounce Rate
- Calls to Action

What is being measured? Insights into the candidate's engagement & interest as they navigate throughout your site.

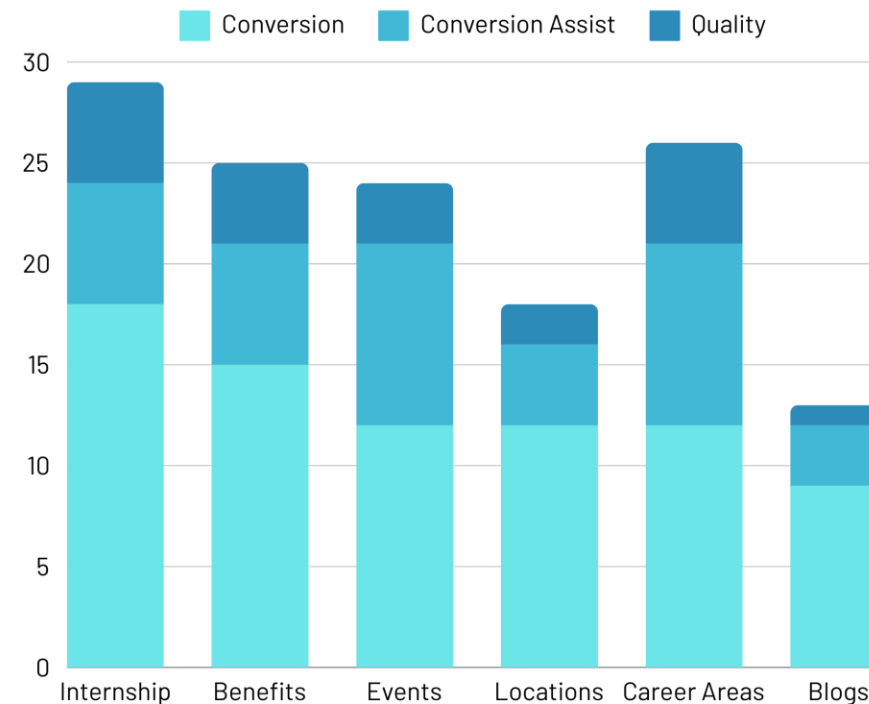


Brand & Content

Metrics: Top Content by Conversions

What is being measured?
Effective content measured by applications & quality.

#SHRMTalent



Brand & Content

Change Impact: Global Aerospace company **reduced** ~50% of their **career site pages and calls to action** during EVP project based on site stats and candidate survey responses.




Visitors



Time on site



Bounce Rate



Conversion Rate

Factor Three: Apply Process

#SHRMTalent

What is the average candidate drop off rate from a job view?



Go to
pigeonhole.at

Enter passcode

NXTSHRM

#SHRMTalent

Display Q&A or Poll Session

Projector Panel URL [What is this?](#)

Session to be displayed on this slide

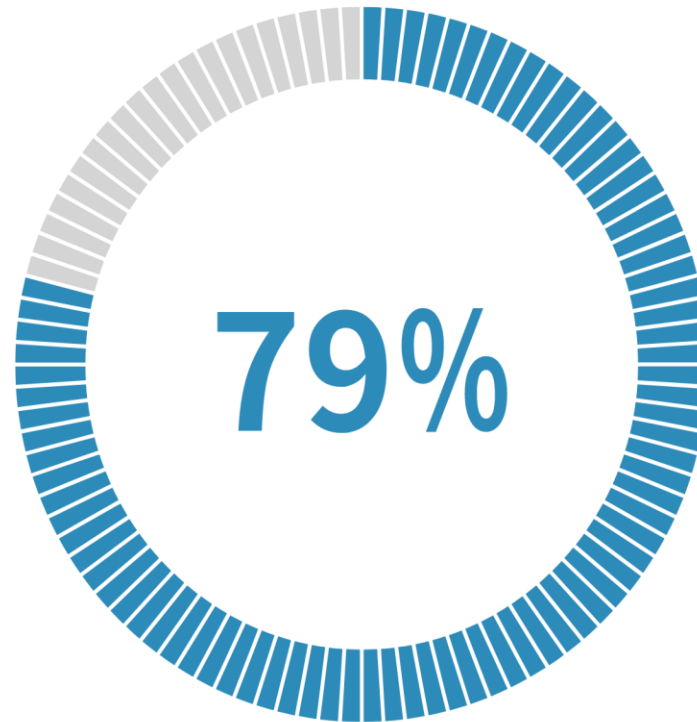


[Display Session](#)

New to Pigeonhole Live? [Sign up for free.](#)

Apply Process

Average Candidate Abandonment Rate



#SHRMTalent

SOURCE: TALENTEGY



Apply Process

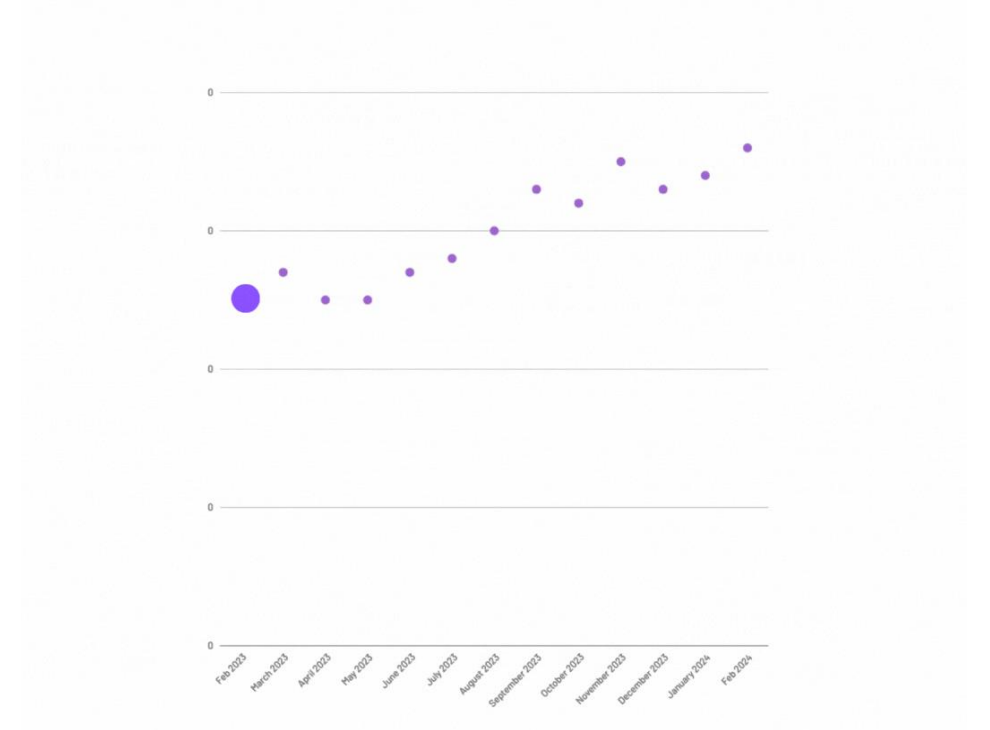
Metrics:

- Abandonment Rate
- Device Type
- Job View/Apply Conversion
- Net Promoter Score (NPS)

What is being measured?

Candidate perception of process efficiency & informative content.

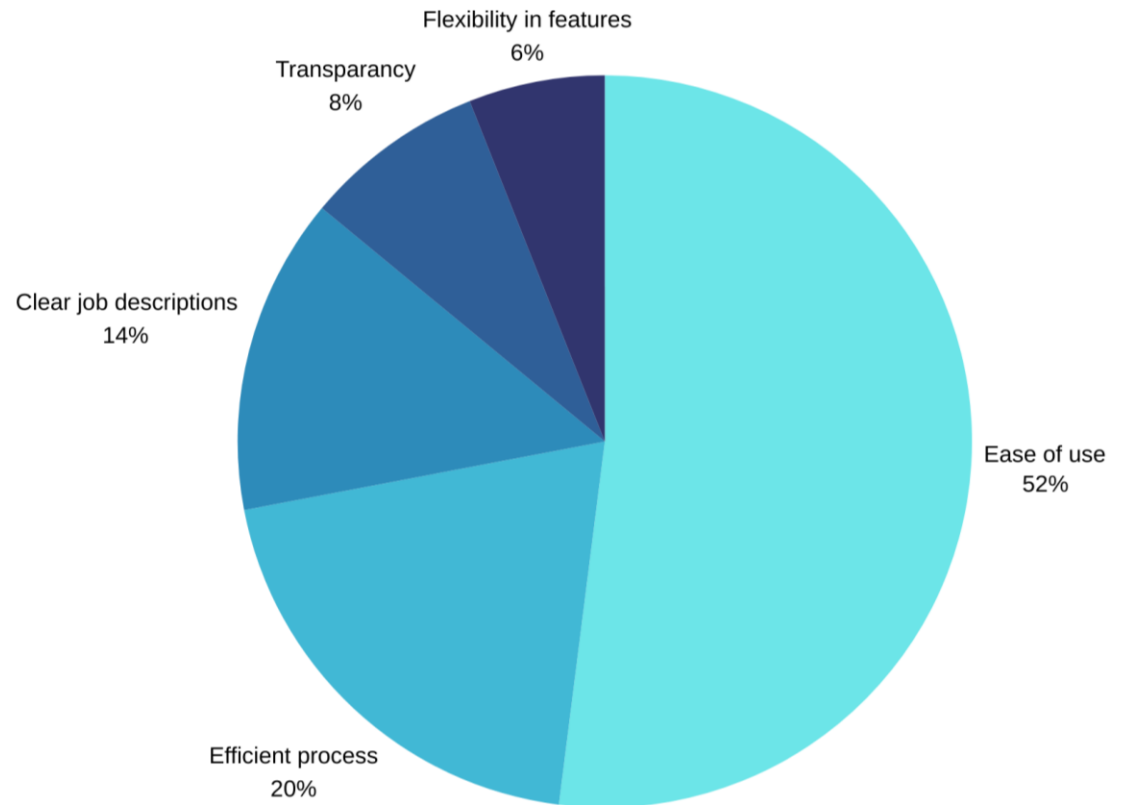
#SHRMTalent



Apply Process

78%

Candidates Surveyed
had a Positive
Application Experience



#SHRMTalent Based on survey of 400 applicants

SOURCE: TALENTGY



Apply Process

The Voice of the Candidate

“The layout of the application was extremely simple.”

“The application was self-explanatory.”

“Easy application with clear questions.”

“The resume upload feature did not auto populate my information.”

“The website has a great UI!”

Factor Four: Interview Process

#SHRMTalent

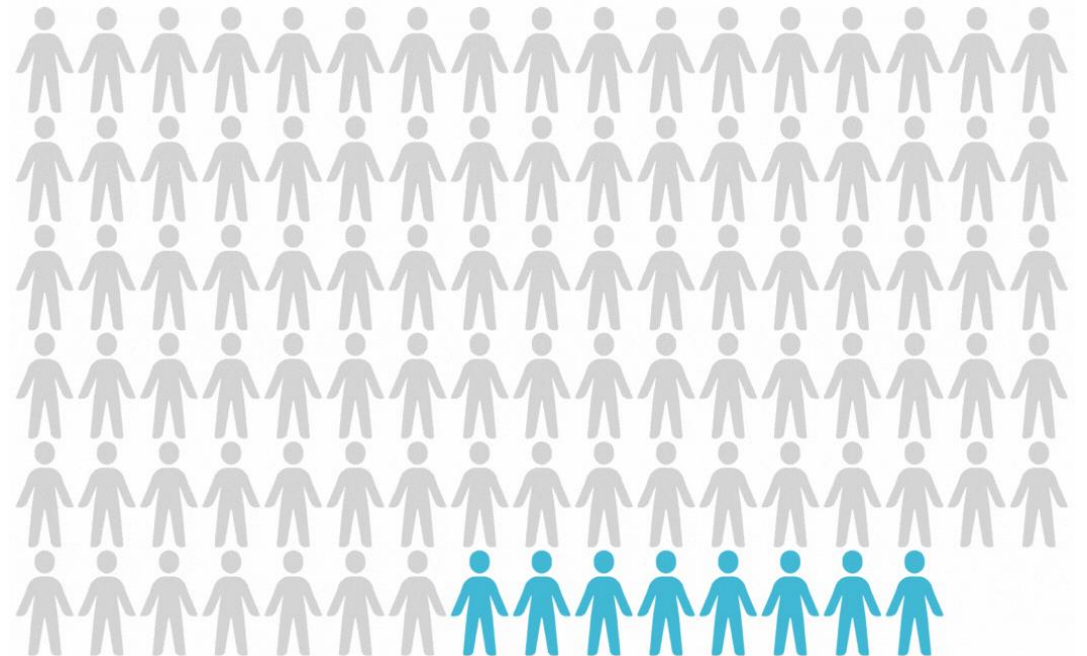
Interview Process

Metrics:

- Interview No Show Rate
- Self-Select Out Rate
- Time to Interview
- Survey Feedback

What is being measured?

Candidate perception and potential fit.



Interview Process

Change Impact:

Global hospitality company that needed to hire **hundreds of hourly workers** during peak season.

Rebuilt their interview process based on the data from interview no shows, offer declines and candidate feedback.

Increased automated tools which **reduced** interview time **80%** & no-show rate **12%**. This resulted in an excess of offers that were used for nearby sister properties.



Factor Five: Hiring & Onboarding Process

#SHRMTalent


Hiring & Onboarding

Metrics:

- New Hire No Show Rate
- New Hire Turnover
- Survey Feedback

What is being measured?

Insights into company culture, job fit and management.




Hiring & Onboarding

Change Impact:

Nationwide manufacturing company experienced high no show rates on day one and with new hire turnover.

Removed tech barriers and **changed communication method** during onboarding which reduced no show rate by 6%.


Increased wages & referral bonus, **modified shift hours** and **focused on training** for employees, which resulted in a decrease of turnover by 2% and better employee culture.



#SHRMTalent

Things to Think About

- Experience your candidate's journey
- Contract secret shoppers
- Survey your candidate's(NPS) and new hires
- Commit to change
- Measure the before and after results



Thank You for Attending!

Share your feedback in the session survey in the app or web format.

Download session materials, if provided by the speaker, in the app, web format or presentations.shrm.org.



#SHRMTalent